

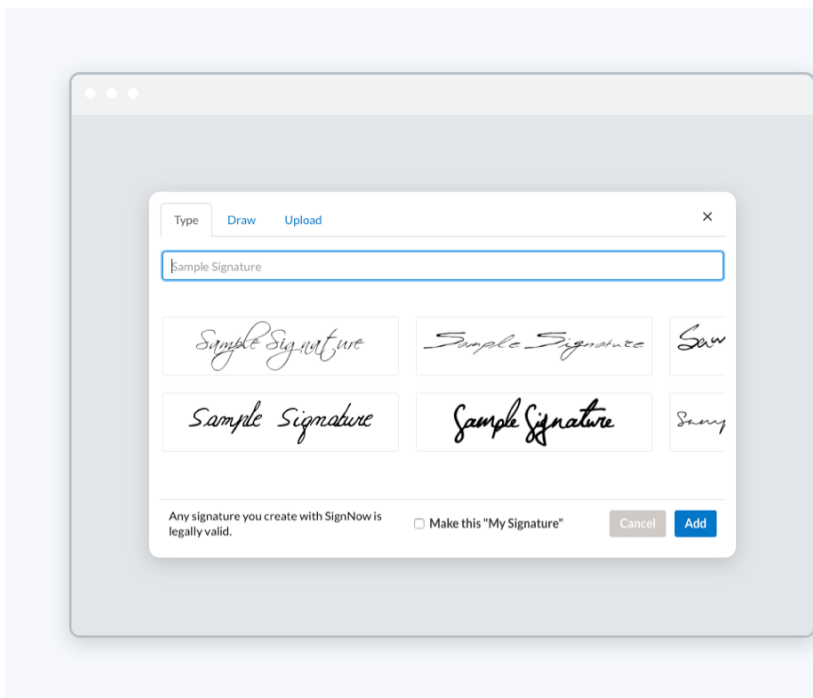


Starter tutorial: Signing a document

This tutorial will show you how to work with fillable fields in SignNow on any desktop or mobile device. (iOS and Android). You'll also learn how to quickly and easily get a legally binding signatures.

Signature Field

Choose the **Signature field** and select how you'd like to sign it.



Desktop

Type your signature, draw it using your mouse or trackpad, or upload a handwritten image of your signature.

Sign here



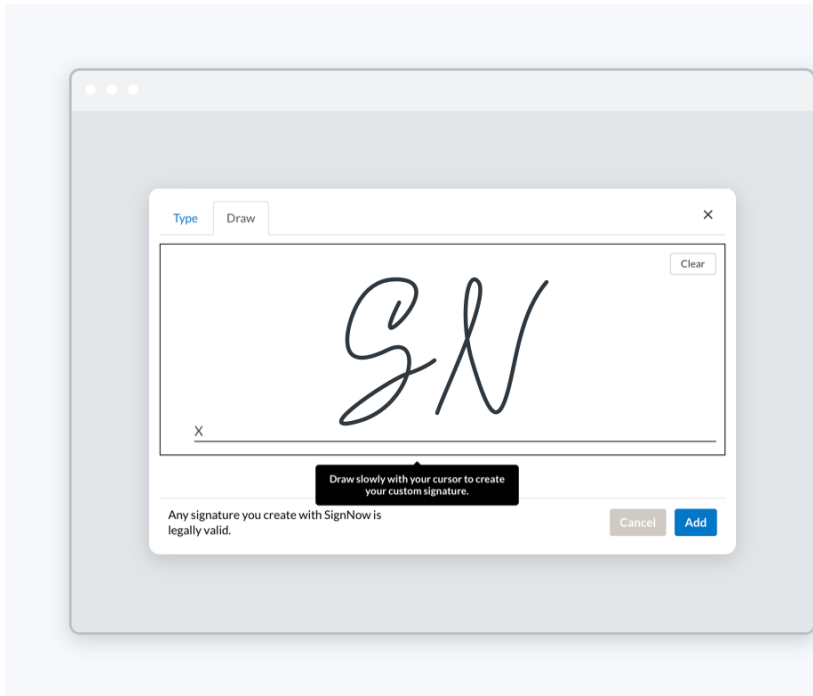
Mobile

Draw your signature and change its color on the screen of your device.

NOTE: All signatures added in SignNow are legally binding.

Initials Field

The **Initials field** is useful when you need a signer to quickly approve all pages of a document. Select the field to enter your initials.



Desktop

Type or draw your initials.



Mobile

Draw your initials.

Your initials

Text Field

Great! Now select this **Text field** and type in your full name.

Enter your full name

Email

Ok, let's move to the next field. The document owner has added an email validator here, so you can only enter a valid email address.

Enter your email

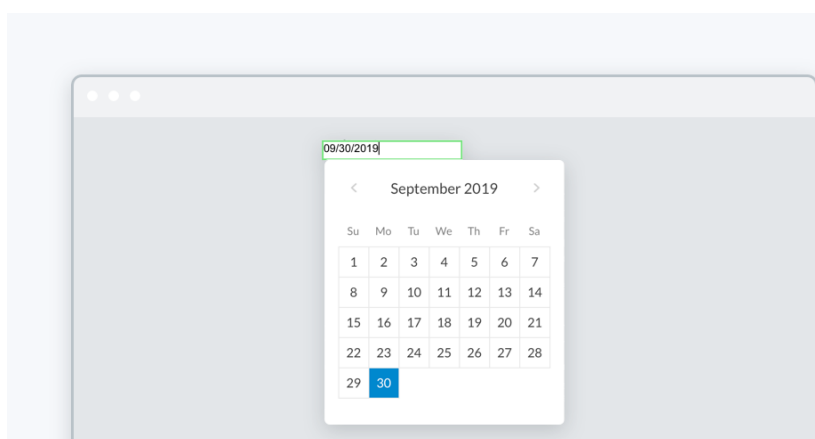
ZIP code

This field has a ZIP code validation type. Enter the 5 or 9 digits of your ZIP code here:

Enter your ZIP code

Date/Time Field

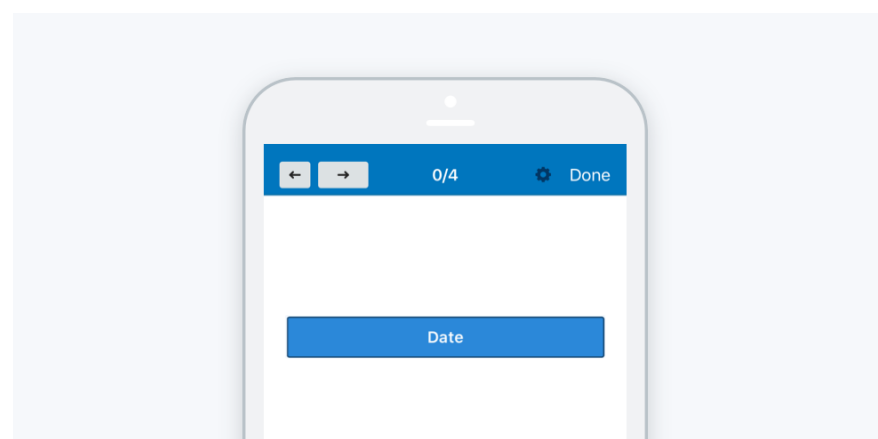
In the next field you can add today's date and time.



Desktop

Click the **Date/Time field** and confirm today's date and time or choose it in the calendar.

Enter today's date and time



Mobile

Tap the **Text field** with the Date & Time validation and confirm today's date and time or enter the date manually.

Date of Birth

This **Date/Time field** (or **Text field** with the date validation on your mobile device) allows you to quickly add your date of birth. Enter it in the format mm/dd/yyyy.

Your date of birth

Checkbox Fields

With **Checkbox fields** you can easily indicate a choice, cross off tasks in a to-do list, or show that you agree with a statement. Add your checkmarks in the **Checkbox fields** here:

How do you prefer to spend your free time?

- Sport
- Travelling
- Reading
- Lying on a sofa

Radio Buttons

Radio buttons make it easy to select one option from a list of predefined answers. Try it and choose your answer here:

How do you prefer to sign your document?

- Electronically
- On paper
- On stone

Dropdown Field

Dropdown fields are great for presenting a long list of options and making the signing process smooth and fast. Select the dropdown and define your choice.

Choose the country you live in:

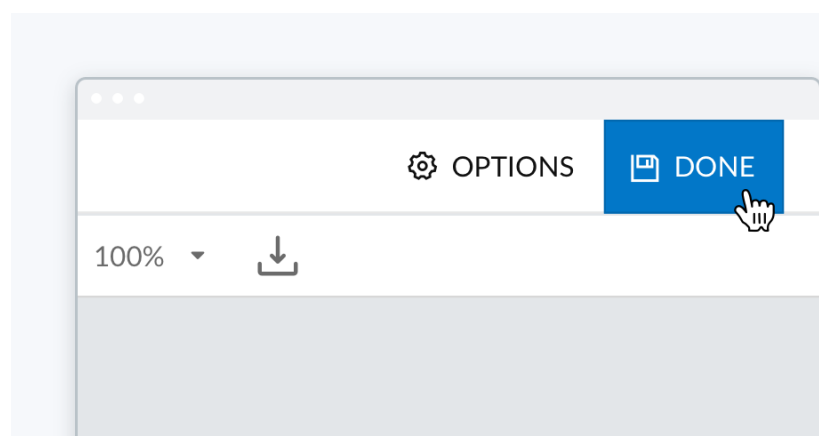
Request Attachment Field

With the **Request attachment fields**, you can get a complete document package from your signer by requiring them to upload documents before they sign. Select the **Request attachment field** and add any file up to 15Mb here

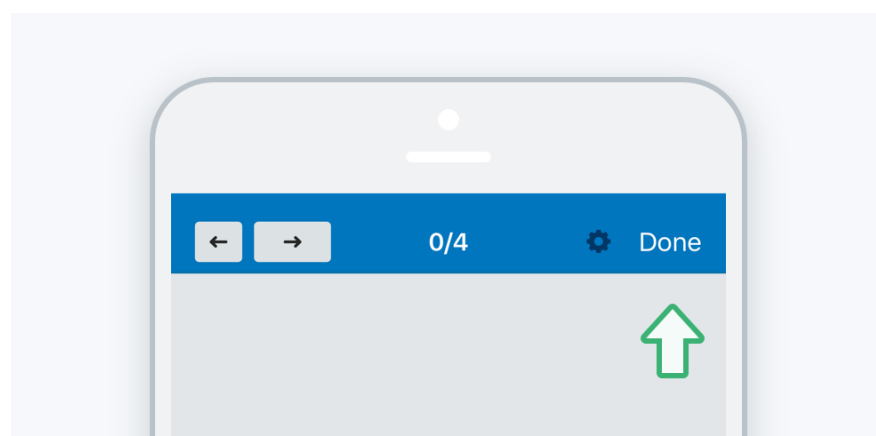
Attach file

Save a Document

Well done! You're all set. Hit **Done** to save your document.



Desktop



Mobile